

2018/2019 FINANCIAL INFORMATION ACT REPORT

2018/2019 FINANCIAL INFORMATION ACT REPORT

2018/2019 FINANCIAL INFORMATION ACT REPORT

SCHEDULE OF GUARANTEE AND INDEMNITY AGREEMENTS

2018/2019 FINANCIAL INFORMATION ACT REPORT

SCHEDULE OF DEBT







STATEMENT OF REMUNERATION AND EXPENSES FOR THE BOARD OF GOVERNORS

FOR THE YEAR ENDED MARCH 31, 2019



STATEMENT OF EMPLOYEE'S REMUNERATION AND EXPENSES

FOR THE YEAR ENDED MARCH 31, 2019

Total amount of remuneration for each employee that exceeds $75,000 and the total amo
of expenses paid to or on behalf of that employee, excluding employees who are membe
of the Board of Governors and excluding any amounts paid under a severance agreemer

Prepared under the Financial Information Regulation, Schedule 1, section 6 and the
Financial Information Act, Section 2(3)(b)(i).

Employee Name

Cowden, Stephen 77,364 -
Cox35 (t)-6 (e)-6 (p)-0.7 (h)-0.8 (e)-6 (n)]TJ ET EMC /P <</MCID 6 >>BDC BT 0.004 Tc

Horie, Michael	104,709	-
Horsman, Beverly	83,135	-
Hotchkiss, Chrisa	90,402	4,126
Huelscher, Deborah	161,524	729
Huffman, Shauna	87,037	3,110
Humble, Robin	75,535	2,813
Humphries, Robert	125,233	1,266
Hunt, Judith	97,102	6,076
Hunter, Peggy	93,329	2,100
Iacobucci, Denise	94,107	-
Inglis, Gordon	99,381	2,705
Ipe, Alex	92,850	-
Iribarne, Jeanne	85,882	-
Isaac, Jo-Anne	93,152	7,256
Ivanov, Katrina	90,417	-
Jackson, Beverly	96,007	2,056
Jackson, Janet	87,330	-
Jackson, Lynnea	87,780	-
Jaffey, Marina	92,791	4,384
Jantzen, Darlaine	97,485	4,788
Jarrett, Patricia	94,419	900
Johnson, Pamela	93,414	1,580
Jones, Christopher	107,298	890
Jones, Kari	90,185	1,500
Jones, Patrick	98,246	11,604
Jung, Stan	95,745	1,260
Kellman, Chris	95,923	

Lai, Raymond	92,825

McPherson, Robert	99,914	-
Meanwell, Neil	94,107	3,266
Meek, David	95,635	574
Mehta, Rajesh	93,300	3,950
Mekelburg, Brent	94,611	11,630
Melissa, Shelley	95,148	6,706
Michaud, Francis	92,742	2,932
Middleton, Annemarie	88,464	523
Mitchell, Sandee	92,825	6,812
Molnar, Charles	91,639	-
Montague, Valerie	93,787	4,401
Montgomery, Patrick	97,028	1,455
Moore, Thalia	93,275	1,407
Moorhouse, Kelli-An	85,920	2,447
Morch, Elizabeth	93,304	8,142
Morier, Christopher	88,093	3,182
Moroney, Peter	82,552	-
Morris, Dennis	95,755	4,470
Morrison, Alexander	84,663	2,556
Muir, David	87,607	4,561
Murphy, Deidre	82,130	444
Murray, Geoff	95,635	-
Nash, Michael	77,131	-
Neilson, Karen	99,549	1,235
Nelson, Edgar	93,657	682
Nemec, James	93,206	-
Nevado, Thuy	93,455	903
Newburg, Grant	94,735	2,209
Newton, Lorelei	93,962	3,649
Newton, Thomas	95,175	1,435
Nielsen, Olaf	107,033	9,290
Niwa, Maureen	93,657	4,345
Noel, Justine	97,216	307
Nordman, Eric	91,844	173
Norrie, Keri	106,656	8,815
North, Jasmine	80,181	3,929
Noussitou, Gilbert	95,150	2,466
Odynski, Patricia	94,630	883
Ogilvie, Ernest	93,088	3,000
Oickle, Mark	80,082	836
Ormiston, Todd	105,645	8,390
Ortilla, Noreen	93,093	877
Ove, Peter	94,097	3,263
Paetkau, Laura	85,569	455
Painter, Leslie	88,448	155
Panton, Douglas	94,132	3,000
Parker, Alison	94,107	10,891

Sehn, Eric	124,847	1,576
Severyn, Barbara	141,980	942
Shelstad, Megan	94,132	-
Shepherd, Laura	94,723	-
Shpak, Dale	101,514	793
Silden, Eva	93,934	5,223
Sillem, Nikolaas	89,202	1,401
Simcoe, Janice	109,240	3,059
Sly, Nancy	105,316	1,202
Smigel	89,202	

Tonks, Randal	93,275	3,420
Traore, Michelle	85,675	

Yakimoski, Nancy	94,157	-
Yang, John	93,473	-
Yates, Joan	162,926	607
Yilmaz, Cuma		

Reconciliation

Total remuneration for Members of the Board of Governors	$	471,362
Total remuneration for other employees	$	83,742,844
Subtotal		84,214,206
Total per Note 13. Expenses by nature		83,743,949

0 d :80.52 T 0.52 T 0s.004 Tw86200 Td ( )Tj 0 Tw 26



PAYMENTS TO CORPORATIONS, FIRMS AND INDIVIDUALS FOR SUPPLIES OR SERVICES RENDERED

FOR THE YEAR ENDED MARCH 31, 2019

Prepared under the Financial Information Regulation, Schedule 1, section 7 and the Financial Information Act, Section 2.

Vendor	Amount
4Imprint	40,010
A & L Electronic	33,921
Acme Supplies Ltd.	184,889
Air Liquide Canada Inc.	67,014
Apex Steel & Gas Ltd.	442,437
Applied Engineering Solutions Ltd.	27,846
Applied Management Centre	200,970
Aral Construction	660,521
Aramark Canada Ltd.	193,959
B&C Food Distributors	43,077
Barry-Hamel Equipment Ltd.	27,056
Bartle & Gibson Co. Ltd.	31,844
BC Electrical Association	50,917
BC Hydro & Power Authority	1,189,501
BC Net	346,247
BC Pension Corp	7,463,405
BC Transit	98,159
Best Buy	31,084
Black Press Group Ltd.	71,563
BPO Intelligence	27,777
Brenric Construction Ltd.	81,924
Cait Haggarty	25,094
Can-Achieve International Education Limited	60,225
Canadian Linen Supply	32,213
Canadian Sport Institute	97,115
Canam Consultants	74,550
Canem Systems	1,425,636
Canterbury Crossing	20,88

Q>>BDC uD 252 ts>BDC e-0.7 0J ET E TJ 0 Tc a (at)-3 (rt)-3 a0.004 Tc -0.004 Tw 11.04 0 3511.04 453.8
Canterbury Crossing [(97,)3.9 (115)]TJ 0 Tc 0 Tw 11.04 0 3611.04 453.84 320.88 (115)[(74,)3.9 (550)]TJ 0 T-0

KMS Tools	39,244
Knappett Projects Inc.	26,897,261
KPMG LLP	83,475
Langara College	52,525
Liesch Interiors Ltd	30,993
Linkedin Ireland Unlimited Company	26,887
Livingston International Inc.	38,976
Lloyd'S Register Canada Ltd.	35,175
Login Brothers Canada	185,402
Long View Systems Corporation	323,739
Lumberworld Ltd.	116,816
Madison Paving (1976) Ltd.	52,164
Manulife Financial	6,121,738
Mark'S Commercial	28,509
MBS - Textbook Exchange, Inc.	79,056
Mcgraw-Hill Ryerson Limited	137,217
Mencius Consulting Ltd.	66,793
Messer Canada Inc.	28,265
Microserve Business Computers	538,994
Minister of Finance	283,474
Moneris	79,547
Monk Office	224,517
Morgan Electrical Group Ltd.	171,818
MPS Macmillan Publishing Services	45,610
MTS Systems Corp.	94,914
Multivista Construction Documentation	29,289
MVCC Video Communications Corp.	112,628
Nace International	61,330
Nebraska Book Company	43,847
Nelson Education Ltd.	319,050
North Island College	80,493
Nova Scotia Community College	25,281
Nutrien Ag Solutions (Canada)	27,066
Okanagan College	94,725
Oxford University Press	128,525
P.R. Bridge Systems Ltd.	54,984
Pacheedaht First Nation	73,468
Pacific Institute For Sport and Exercise	681,057
Parvomedics Inc.	40,759
Passion Sports	50,488
Pearson Canada Inc.	545,195
PFM Executive Search	64,937
Polaris Leadership Inc.	63,177
Post Secondary Employers' Association	31,500
Postage By Phone	50,000
Powerschool Canada ULC	70,438
Prime Engineering	46,260
Professional Choice Uniform Inc.	30,531
Proquest LLC	80,886

QLess	29,096
Queens Printer	291,385
Raffles Educity	42,050
Read Jones Christoffersen Ltd.	25,696
Receiver General For Canada	4,826,412
Refrigerative Supply	31,667
Refuse Holdings Ltd.	32,800
RFS Canada	154,254
Ricoh Canada Inc.	188,717
Robbins Parking Service Ltd.	267,282
Rogers	113,101
Saltspring Island Literacy	29,200
Santa Monica Study Abroad Pvt. Ltd.	107,200
Santosh Rajput	26,697
School District #62	86,596
School District #64	91,745
Scho'S Line Painting Ltd.	48,994
Scion Group Services ULC	25,760
Securiguard Services Limited	67,876
Selkirk College	73,743
Sharper Marketing	36,247
Shell Energy North America (Canada) Inc.	292,416
Shield Safety Services	27,426
Simon Fraser University	190,030
Sirsidynix	47,625
Smartt Inc.	36,451
Southeastern Equipment And Supply Inc.	44,901
Spicers Canada ULC	140,985
Stantec Consulting Ltd.	897,553
Sunrise International Legal Services	29,200
Sushil Seli	53,596
Sysco Victoria	217,887
TC Publication Limited Partnership	39,424
Telus	160,668
The Canada Homestay Network	130,400
Think Communications Inc.	43,074
Thinkspace	190,280
Thrifty Foods	34,555
Thurber Engineering Ltd.	32,906
Top Line Roofing Ltd.	1,574,454
University Of Victoria	142,375
UVIC Properties Investments Inc.	

Wesco Distribution-Canada Inc.	60,085
Westburne West	36,336
Westcoast Roof Inspection	73,905
Wilkinson Steel	96,008
Wilson's Transportation Ltd.	198,739
Wolters Kluwer Ltd.	26,560
Worksafe BC	308,211
Ws'Anec School Board	35,133
WSP Canada Inc.	49,302
Xueqin Zhang	26,065
Yellow Pencil Inc.	73,644
Total over $25,000	71,502,645
Total less than $25,000	7,092,106
Grand total	78,594,751

Reconciliation

Total of aggregate payments exceeding $25,000 paid to suppliers	$	71,502,645
Consolidated total of payments of $25,000 or less paid to suppliers	$	7,092,106
Consolidated total of all grants and contributions exceeding $25,000	$	-
Subtotal	$	78,594,751
Total per Note 13. Expenses by object		31,350,096
Variance		47,244,655

Explanation of variance:

Prepared under the Financial Information Regulation, Schedule 1, section 7 and the Financial Information Act, Section 2.

Amounts disclosed in these schedules differ from total expenses disclosed in the Statement of Operations due to adjustments required in the Statement to comply with Generally Accepted Accounting Principles.